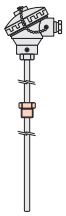

RINA approved sensors for naval purposes

Straight thermocouple with MgO replaceable insertion, ø 10 and ø 13.5 mm, with connection head

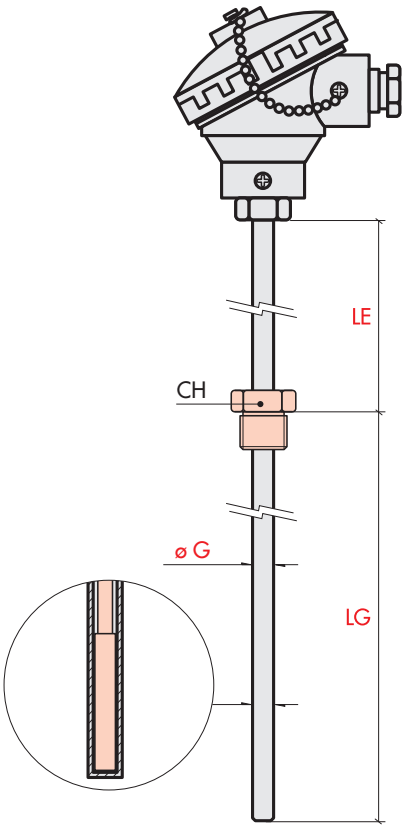

Electrical connection

Mounting Fittings (see data sheet Z1 Accessories)

(for models without fixed attaching device only)

NPT adjustable compression fittings

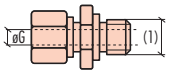

Material	Type of thread (1)	øG	Code
AISI 316	1/2 "G	10	Z1 RFS-B/I100
	1/2 "NPT	10	Z1 RFS-B/Q100
	1/2 "G	13.5	Z1 RFS-B/I135
	1/2 "NPT	13.5	Z1 RFS-B/Q135

Thermowells from bar stock

Thermowell format	Description	Base code
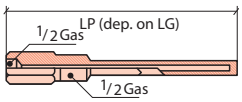	Straight / screw	Z5 EFI

Connection head		Diameter øG mm	Base code
Standard IP67	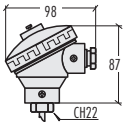	10	**K3 S10**
		13.5	**K3 S13**
II 2G Ex db IIC Gb IP67	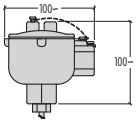	10	**K3 X10**
		13.5	**K3 X13**

-

Thermocouple type		Element N° and limits		Hot junction	
K	NiCr - Ni IEC/800°C max	**0**	Single Cl. 2 (standard)	**0**	Insulated
		1	Dual Cl. 2 (standard)		
		2	Single Cl. 1 (special)	**1**	Grounded
		3	Dual Cl. 1 (special)		

-

Sheath material		Sheath LG mm
B	AISI 316	**0150**
		0200
		0250
		0300
		0350
		0400
		0450
		0500
		L min **0100**

-

Type of thread		Extension LE mm	
S	None	**00**	00
I	1/2" Gas - L15 CH-24	**05**	50
Q	1/2" NPT - L15 CH-24	**08**	80
		10	100
		12	120

Note: for LG and LE other lengths upon request. Code example: LG = 135mm cod. **0135** / LE = 60mm cod. **06**, For ø G = 10 insertion ø 6 – For ø G = 13.5 insertion ø 8

Product code example: **K3 S10 – K 0 0 – B 0250 – I 12**

Straight thermocouple with Mgo insertion, standard head, ø 10mm sheath, NiCr-Ni DIN, class 2 single element, ungrounded element plain end, AISI316 sheath, 250mm length, 1/2" Gas fixed attaching device, 120mm extension.