General purpose MgO sensors

Straight thermocouple with ø 1mm to ø 8mm, plug and optional fixed attaching device

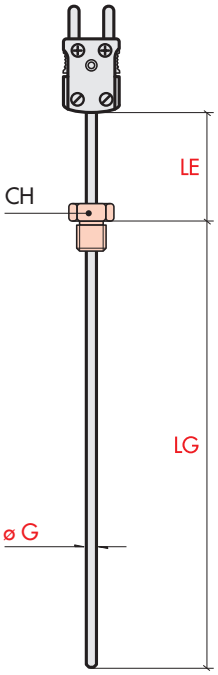

Mounting Fittings (see data sheet Z1 Accessories)

(for models without fixed attaching device only)

NPT adjustable compression fittings

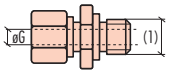

Material	Type of thread (1)	øG	Code
AISI 316	1/8" G	1	Z1 RFS-B/E010
	1/8" NPT	1	Z1 RFS-B/M010
	1/8" G	1.5	Z1 RFS-B/E015
	1/8" NPT	1.5	Z1 RFS-B/M015
	1/8" G	2	Z1 RFS-B/E020
	1/8" NPT	2	Z1 RFS-B/M020
	1/8" G	3	Z1 RFS-B/E030
	1/8" NPT	3	Z1 RFS-B/M030
	1/8" G	4.5	Z1 RFS-B/E045
	1/8" NPT	4.5	Z1 RFS-B/M045
	1/4"G	6	Z1 RFS-B/F060
	1/2"G	6	Z1 RFS-B/I060

Plug		Diameter øG mm	Base code
Standard plug	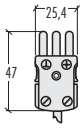	1	**P3 G10**
		1,5	**P3 G15**
		2	**P3 G20**
		3	**P3 G30**
		4,5	**P3 G45**
		6	**P3 G60**
		8	**P3 G80**
Miniature plug	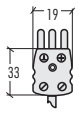	1	**P3 D10**
		1,5	**P3 D15**
		2	**P3 D20**
		3	**P3 D30**
		4,5	**P3 D45**

-

Thermocouple type		Element N° and limits		Hot junction	
J	Fe - CuNi IEC/600°C max	**0**	Single Cl. 2 (standard)	**0**	Insulated
K	NiCr - Ni DIN - IEC/1050°C max	**1**	Dual* Cl. 2 (standard)		
N	NiCrSi-NiSi DIN - IEC	**2**	Single Cl. 1 (special)	**1**	Grounded
T	Cu - CuNi IEC/-200 +300°C	**3**	Dual* Cl. 1 (special)		
				2	Exposed

-

Sheath material		Sheath LG mm
A	AISI 321	**0100**
C	Inconel 600 **	**0150**
		0200
		0250
		0300
		0350
		0400
		0450
		0500
		L min **0050**

-

Type of thread		Extension LE mm	
S	None	**00**	None
E	1/8" Gas - L12 CH-14 ***	**05**	50
F	1/4" Gas - L13 CH-17	**08**	80
I	1/2" Gas - L10 CH-14	**10**	100
		15	150

Note: for LG and LE other lengths upon request. Code example: LG = 135mm cod. **0135** / LE = 60mm cod. **06**, * Valid option if diameter >2, ** Valid option if thermocouple is K and N, *** Valid option if diameter <60

Product code example: **P3 G20 – J 0 0 – A 0100 – S 00**

Straight MgO thermocouple, standard plug, ø 2 mm sheath, Fe-CuNi IEC, class 2 single element, ungrounded junction, AISI 321 sheath, 100mm length, no attaching device and no extension