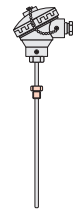

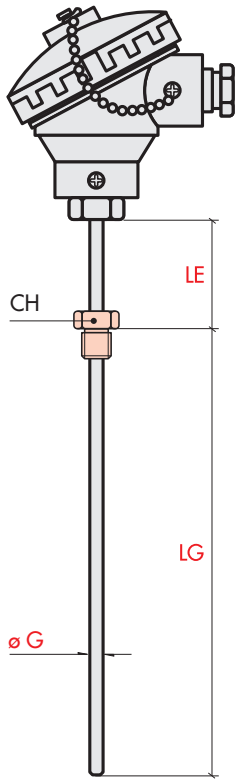

Low pressure sensors with connection head

Straight RTD,
ø 3 to ø 10 mm sheath,
optional fixed
attaching device

Electrical connections

2 / 3 / 4-wire single element — 2x2 wires dual el. — 2x3 wires dual el.

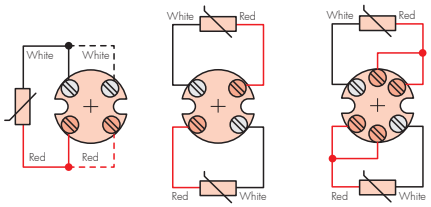

Mounting Fittings (see data sheet Z1 Accessories)

(for models without fixed attaching device only)

NPT adjustable compression fittings

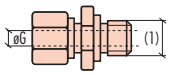

Material	Type of thread (1)	øG	Code
AISI 316	1/8" G	5	Z1 RFS-B/E050
	1/8" NPT	5	Z1 RFS-B/M050
	1/4"G	6	Z1 RFS-B/F060
	1/2"G	6	Z1 RFS-B/I060
	1/4"G	8	Z1 RFS-B/F080
	1/2"G	8	Z1 RFS-B/I080
Treated brass	1/4"G	6	Z1 RFS-O/F060
	1/2"G	6	Z1 RFS-O/I060
	1/4"G	8	Z1 RFS-O/F080
	1/2"G	8	Z1 RFS-O/I080

Flanges (see data sheet Z2 Flanges)

Code	øG
Z2 FLS-A/B060	6
Z2 FLS-A/B080	8

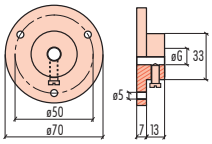

Connection head		Diam. øG mm	Base code
Mignon IP67	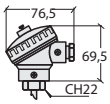	3	F1 M30
		4	F1 M40
		5	F1 M50
		6	F1 M60
		8	F1 M80
		10	F1 M00
Standard IP67 optional Transmitter *	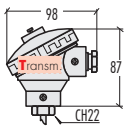	4	F1 S40
		5	F1 S50
		6	F1 S60
		8	F1 S80
		10	F1 S00
		4+T	F1 T40
		5+T	F1 T50
		6+T	F1 T60
		8+T	F1 T80
		10+T	F1 T00
Standard AISI optional Transmitter *	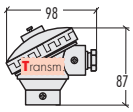	6	F1 H60
		8	F1 H80
		10	F1 H00
		6+T	F1 G60
		8+T	F1 G80
		10+T	F1 G00

↓ SEGUE

	Value in Ω at 0°C		Element N° and limits		Type of RTD
P	Pt100 DIN - IEC	0	3-wire single Cl. B (1 DIN)	0	Ceramic 750 °C max**
Y	Pt1000 DIN - IEC	1	3-wire single Cl. A (1/2 DIN)	1	Thin film 250 °C max
		2	3-wire single 1/3 DIN**		
		3	4-wire single Cl. A (1/2 DIN)		
		4	4-wire single 1/3 DIN**		
		5	4-wire dual Cl. B (1 DIN)		
		6	6-wire dual Cl. B (1 DIN)		
		7	6-wire dual Cl. A (1/2 DIN)		
		8	6-wire dual 1/3 DIN**		
		A	2-wire single Cl. B (1 DIN)		

	Sheath material	Sheath L mm
B	AISI 316	0100
		0150
		0200
		0250
		0300
		0350
		0400
		0450
		0500
		L min 0080

	Type of thread		Extension LE mm
S	None	00	None
F	1/4" Gas - L13 CH -17	02	20
H	3/8" Gas - L15 CH -22	03	30
I	1/2" Gas - L15 CH - 24	04	40
		05	50
		06	60
		08	80
		10	100

Note: for LG and LE other lengths upon request. Code example: LG = 135mm cod. **0135** / LE = 60mm cod. **06**, * Transmitter for single element only, ** Not valid if RTD is Y.

Product code example: **F1 S60 – P 0 0 – B 0100 – S 00**

Straight RTD, standard head, ø 6 mm sheath, 3-wire Pt100 single elem., class B (1 DIN), ceramic element, AISI 316 sheath, 100mm length, no extension, no fixed attaching device.

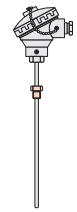

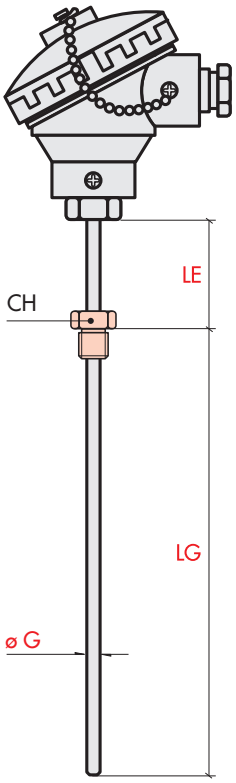

Electrical connections

2 / 3 / 4-wire single element — 2x2 wires dual el. — 2x3 wires dual el.

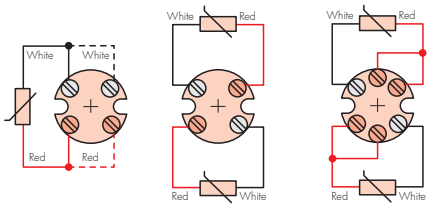

Mounting Fittings (see data sheet Z1 Accessories)

(for models without fixed attaching device only)

NPT adjustable compression fittings

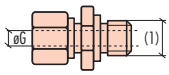

Material	Type of thread (1)	øG	Code
AISI 316	1/8" G	5	Z1 RFS-B/E050
	1/8" NPT	5	Z1 RFS-B/M050
	1/4"G	6	Z1 RFS-B/F060
	1/2"G	6	Z1 RFS-B/I060
	1/4"G	8	Z1 RFS-B/F080
	1/2"G	8	Z1 RFS-B/I080
Treated brass	1/4"G	6	Z1 RFS-O/F060
	1/2"G	6	Z1 RFS-O/I060
	1/4"G	8	Z1 RFS-O/F080
	1/2"G	8	Z1 RFS-O/I080

Flanges (see data sheet Z2 Flanges)

Code	øG
Z2 FLS-A/B060	6
Z2 FLS-A/B080	8

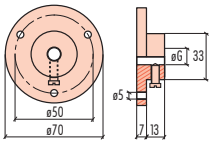

Low pressure sensors with connection head

Straight RTD,
ø 3 to ø 10 mm sheath,
optional fixed
attaching device

DATA SHEET

Connection head	Diam. øG mm	Base code
II 2G Ex db IIC Gb IP67 optional Transmitter * 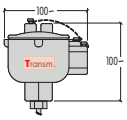	6	F1 X60
	8	F1 X80
	10	F1 X00
	6+T	F1 U60
	8+T	F1 U80
	10+T	F1 U00
Polyamide IP67 optional Transmitter * 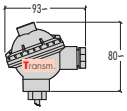	3	F1 N30
	4	F1 N40
	6	F1 N60
	8	F1 N80
	10	F1 N00
	6+T	F1 Y60
DIN B IP67 optional Transmitter * 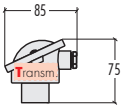	10	F1 B00
	3	F1 B30
	4	F1 B40
	5	F1 B50
	6	F1 B60
	8	F1 B80
	5+T	F1 V50
	6+T	F1 V60
	8+T	F1 V80
	10+T	F1 V00

-

Value in Ω at 0°C	
P	Pt100 DIN - IEC
Y	Pt1000 DIN - IEC

Element N° and limits	
0	3-wire single Cl. B (1 DIN)
1	3-wire single Cl. A (1/2 DIN)
2	3-wire single 1/3 DIN**
3	4-wire single Cl. A (1/2 DIN)
4	4-wire single 1/3 DIN**
5	4-wire dual Cl. B (1 DIN)
6	6-wire dual Cl. B (1 DIN)
7	6-wire dual Cl. A (1/2 DIN)
8	6-wire dual 1/3 DIN**
A	2-wire single Cl. B (1 DIN)

Type of RTD	
0	Ceramic 750 °C max**
1	Thin film 250 °C max

-

Sheath material	
B	AISI 316

Sheath LI mm
0100
0150
0200
0250
0300
0350
0400
0450
0500
L min 0080

-

Type of thread	
S	None
F	1/4" Gas - L13 CH -17
H	3/8" Gas - L15 CH -22
I	1/2" Gas - L15 CH - 24

Extension LE mm	
00	None
02	20
03	30
04	40
05	50
06	60
08	80
10	100

Note: per LG e LE lengths upon request. Code example: LG = 135mm cod. **0135** / LE = 60mm cod. **06**, * Transmitter for single element only, ** Not valid if RTD is Y.

Product code example: **F1 S60 – P 0 0 – B 0100 – S 00**

Straight RTD, standard head, ø 6 mm sheath, 3-wire Pt100 single elem., class B (1 DIN), ceramic element, AISI 316 sheath, 100mm length, no extension, no fixed attaching device.