High pressure MgO sensors with replaceable insertion

Straight RTD
with 3-piece joint,
ø 6 and ø 8 mm,
connection head
for bar stock thermowell

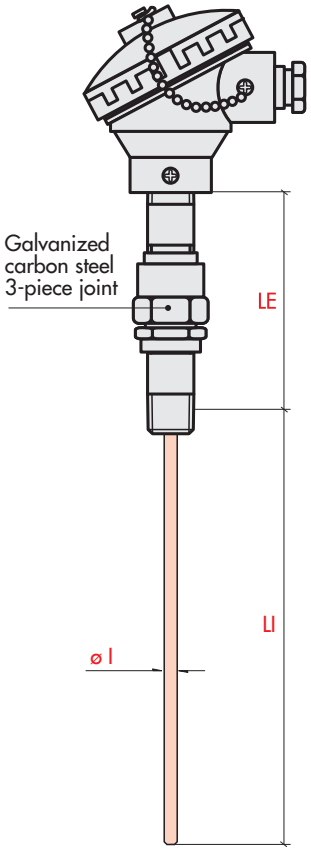

Electrical connections

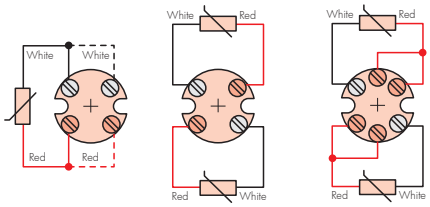

Mounting Fittings

Thermowells from bar stock

Thermowells format	Description	Base code
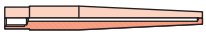	Weld-in/ tapered	**Z4 CSF**
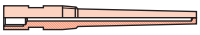	Tapered/ screw	**Z4 EFI**
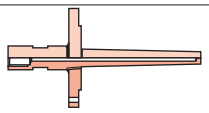	Tapered / flanged	**Z4 CFL**
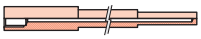	Straight, weld-in	**Z5 CSF**
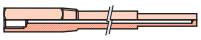	Straight, weld-in	**Z5 EFI**
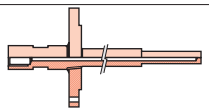	Straight/ flanged	**Z5 CFL**

Connection head		Diam. ø I mm	Base code
Standard IP67 optional Transmitter *	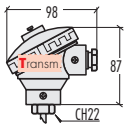	6	**S2 S60**
		8	**S2 S80**
		6 + T	**S2 T60**
		8 + T	**S2 T80**
II 2G Ex db IIC Gb IP67 optional Transmitter *	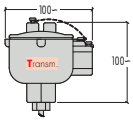	6	**S2 X60**
		8	**S2 X80**
		6 + T	**S2 U60**
		8 + T	**S2 U80**

-

Value in Ω at 0°C	
P	Pt100 DIN - IEC
Y	Pt1000 DIN - IEC

Element N° and limits	
0	3-wire single Cl. B (1 DIN)
1	3-wire single Cl. A (1/2 DIN)
2	3-wire single 1/3 DIN**
3	4-wire single Cl. A (1/2 DIN)
4	4-wire single 1/3 DIN**
5	4-wire dual Cl. B (1 DIN)
6	6-wire dual Cl. B (1 DIN)
7	6-wire dual Cl. A (1/2 DIN)
8	6-wire dual 1/3 DIN**

Type of RTD	
0	Ceramic 750 °C max**
1	Thin film 250 °C max

-

Sheath material	
B	AISI 316

Sheath LI mm
0100
0150
0200
0250
0300
0350
0400
0450
0500
L min **0080**

-

Attaching device	
Q	1/2" NPT - L18
R	3/4" NPT - L18 CH - 24

Extension LE mm	
10	100
	L min 70

Note: for LG and LE other lengths upon request. Code example: LG = 135mm cod. **0135** / LE = 60mm cod. **06**, * Transmitter for single element only, ** Not valid if RTD is Y

Product code example: **S2 S60 – P 0 0 – B 0100 – Q 10**

Straight RTD, standard head, ø 6 mm insertion, 3-wire Pt100 single element, class B (1 DIN), ceramic element, AISI 316 sheath, 100mm length, 1/2" NPT attaching device, 100mm extension with 3-piece joint.

DATA SHEET