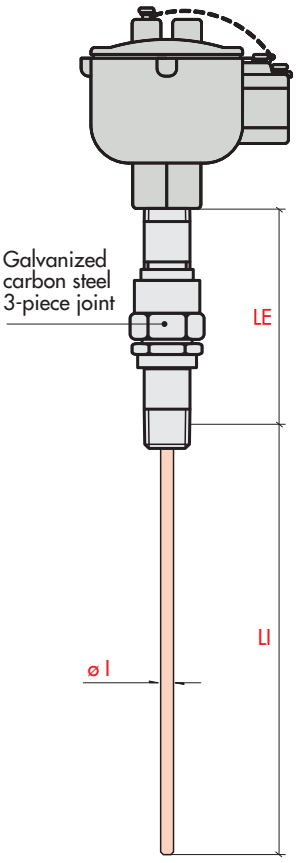

Electrical connections

2 / 3 / 4-wire single element | 2x2 wires dual el. | 2x3 wires dual el.

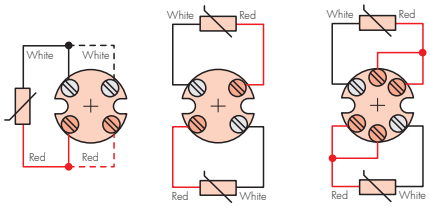

Mounting Fittings

Thermowells from bar stock

Thermowells format	Description	Base code
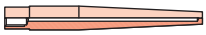	Weld-in/ tapered	**Z4 CSF**
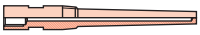	Tapered/ screw	**Z4 EFI**
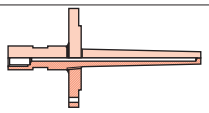	Tapered / flanged	**Z4 CFL**
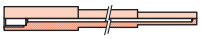	Straight, weld-in	**Z5 CSF**
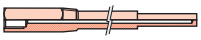	Straight, weld-in	**Z5 EFI**
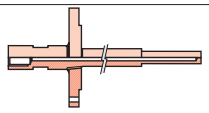	Straight/ flanged	**Z5 CFL**

High pressure MgO sensors ATEX/IECEx certified with replaceable insertion

Straight RTD
with 3-piece joint,
ø 6 and ø 8 mm,
connection head
for bar stock thermowell

DATA SHEET

Connection head	Diam. ø I mm	Base code
II 2G Ex db IIC Gb IP67 optional Transmitter * 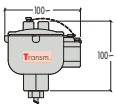	6	**S2 X60**
	8	**S2 X80**
	6 + T	**S2 U60**
	8 + T	**S2 U80**
II 2G Ex IIC Gb IIIC Db IP66/67 optional Transmitter * 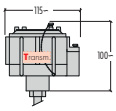	6	**S2 260**
	8	**S2 280**
	6 + T	**S2 360**
	8 + T	**S2 380**

-

Value in Ω at 0°C	
P	Pt100 - IEC

Element N° and limits		Type of RTD	
0	3-wire single Cl. B	**0**	Ceramic 750 °C max**
1	3-wire single Cl. A	**1**	Thin film 250 °C max
2	3-wire single Cl. AA **		
3	4-wire single Cl. A		
4	4-wire single Cl. AA**		
5	4-wire dual Cl. B		
6	6-wire dual Cl. B		
7	6-wire dual Cl. A		
8	6-wire dual CL. AA**		

-

Sheath material		Sheath L mm
B	AISI 316	**0100**
		0150
		0200
		0250
		0300
		0350
		0400
		0450
		0500
		L min **0080**

-

Attaching device		Extension LE mm	
Q	1/2" NPT - L18	**10**	100
E	1/8" Gas - L12 CH-14		
I	1/2" Gas - L15 CH-24		
L	1 " Gas CH-36		
M	1/8" NPT - L10 CH-14		
T	1 " NPT CH-36		
			L min 70

Note: for LG and LE other lengths upon request. Code example: LG = 135mm cod. **0135** / LE = 60mm cod. **06**, * Transmitter for single element only, ** Not valid if RTD is Y

Product code example: **S2 X60 – P 0 0 – B 0100 – Q 10 /A**

Straight RTD, certified head, ø 6 insertion, Pt100 single element, class B, ceramic element, AISI 316 sheath, 100mm length, 1/2" NPT attaching device, 100mm extension with 3-piece joint.