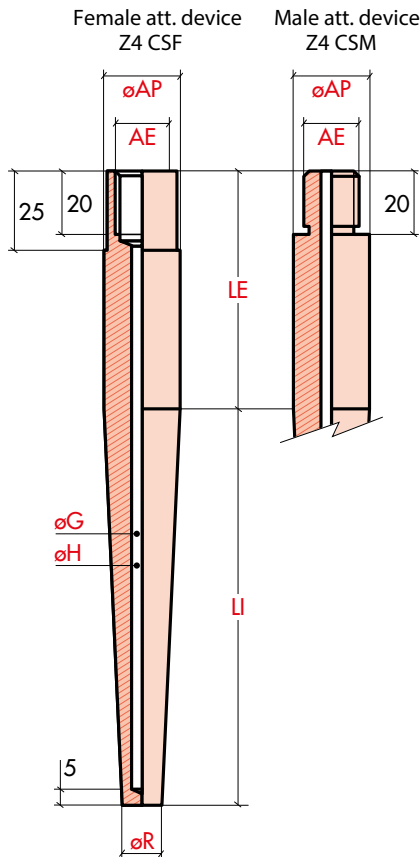
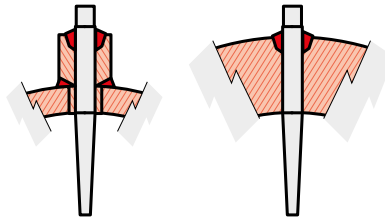


## Accessories

Threaded tapered thermowells from bar stock with socket welding connection for  $\varnothing 6$  and  $\varnothing 8$  mm insertions. Pressures up to 250 Bars



Mounting example



Other dimensions

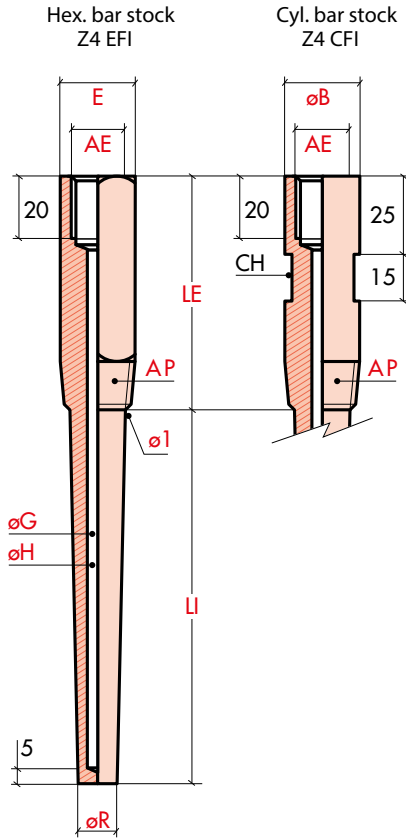
Base code	sheath $\varnothing G$ mm	hole $\varnothing H$ mm	$\varnothing AP$ mm	$\varnothing R$ mm	AE cod.
CSF - D60	6	6.5	24	12.5	H - I - Q
CSF - P60	6	6.5	24	12.5	H - I - Q
CSF - Q60	6	6.5	30	16	Q - R
CSF - Q80	8	8.5	26	16	I - Q
CSF - R80	8	8.5	30	16	Q - R
CSM - M60	6	6.5	18	12.5	H
CSM - N60	6	6.5	25	16	I - Q
CSM - N80	8	8.5	22	16	I - Q
CSM - Q80	8	8.5	26	16	I - Q

Type of thread	Sheath diameter $\varnothing G$ mm	Diameter $\varnothing AP$ mm	Base code	Thermowell material	Immersion $L$ mm	Electrical connec. AE	Extension $LE$ mm
Female	As to DIN 43736			As to DIN 43736		As to DIN 43736	
	6	24	<b>Z4 CSF - D60</b>	B AISI 316 St.S	<b>065</b>	W M18 x 1,5	<b>075</b>
					<b>065</b>		<b>135</b>
					<b>125</b>		<b>075</b>
					<b>125</b>		<b>135</b>
	6	24	<b>Z4 CSF - P60</b>	B AISI 316 St.S	<b>125</b>	H $\frac{3}{8}$ " Gas	<b>075</b>
					<b>100</b>	I $\frac{1}{2}$ " Gas	<b>100</b>
					<b>200</b>	Q $\frac{1}{2}$ " NPT	
<b>300</b>					R $\frac{3}{4}$ " NPT		
8	26	<b>Z4 CSF - Q60</b>		<b>400</b>			
				<b>500</b>			
8	30	<b>Z4 CSF - R80</b>		<b>700</b>			
Male	6	18	<b>Z4 CSM - M60</b>				
6	22	<b>Z4 CSM - N60</b>					
8	22	<b>Z4 CSM - N80</b>					
8	26	<b>Z4 CSM - Q80</b>		Others on request	min. <b>065</b> max <b>700</b>	See "Other dimensions"	
						min. <b>050</b> A. male only	

Note:  $L$  and  $LE$  may be chosen among those listed in the table. Different measures are available on request. Code ex.:  $L$  = 150mm cod. 150 /  $LE$  = 95m cod. 095.

Product code example: **Z4 CSF - P60 - B 125 - H 075**

Tapered thermowell machined from bar stock with socket welding connection for  $\varnothing 6$  insertion with AISI316  $\varnothing 24$ mm weld-in att.dev., 125mm immersion length with  $\frac{3}{8}$ " Gas electrical connection and 75mm extended length.



### Accessories

Threaded tapered thermowells from bar stock with threaded connections for  $\varnothing 6$  and  $\varnothing 8$  mm insertions. Pressures up to 250 Bars



#### Other dimensions

sheath $\varnothing G$ mm	hole $\varnothing H$ mm	AP	E/ $\varnothing B$ mm	$\varnothing 1$ mm	$\varnothing R$ mm	AE cod.
6	6.5	1/2" NPT	24	18	12.5	H - I - Q
6	6.5	3/4" NPT	30	26	16	Q - R
8	8.5	3/4" NPT	30	22	16	Q - R
8	8.5	1" NPT	36	26	18	Q - R

Type of thread	Sheath diameter $\varnothing G$ mm	Process connection AP	Base code	Thermowell material	Immersion LI mm	Electrical connec. AE	Extension LE mm
Hexagonal	6	1/2" NPT	<b>Z4 EFI - Q60</b>	<b>B</b> AISI 316 St.S	<b>100</b>	<b>H</b> 3/8" Gas	<b>075</b>
	6	3/4" NPT	<b>Z4 EFI - R60</b>		<b>200</b>	<b>I</b> 1/2" Gas	<b>100</b>
	8	3/4" NPT	<b>Z4 EFI - R80</b>		<b>300</b>	<b>Q</b> 1/2" NPT	
	8	1" NPT	<b>Z4 EFI - T80</b>		<b>400</b>	<b>R</b> 3/4" NPT	
Cylindric	6	1/2" NPT	<b>Z4 CFI - Q60</b>		<b>500</b>		
	6	3/4" NPT	<b>Z4 CFI - R60</b>				
	8	3/4" NPT	<b>Z4 CFI - R80</b>				
	8	1" NPT	<b>Z4 CFI - T80</b>				
				Others on request	min. <b>050</b> max <b>700</b>	See "Other dimensions"	min. <b>050</b> min. <b>075</b>

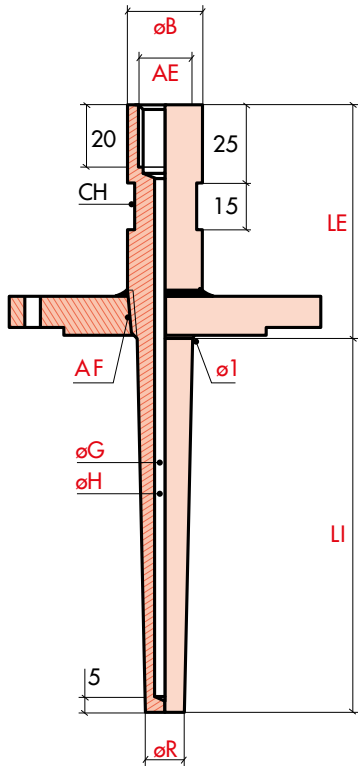
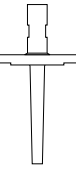
**Note:** LI and LE dimensions are standard. Other sizes are available on demand. Code ex.: LI = 150mm cod. 150 / LE = 95m cod. 095.

**Product code example:** **Z4 EFI - Q60 - B 100 - I 075**

Tapered thermowell machined from hexagonal bar stock, for a 6 insertion with AISI316 1/2" NPT process connection, 100mm immersion length with 1/2" Gas electrical connection and 75mm extended length.

## Accessories

Threaded tapered thermowells from bar stock with flanged connections for  $\varnothing 6$  and  $\varnothing 8$  mm insertions. Pressures up to 250 Bars



### Other dimensions

sheath $\varnothing G$ mm	hole $\varnothing H$ mm	AF	$\varnothing B$ mm	$\varnothing I$ mm	$\varnothing R$ mm	AE cod.
6	6.5	1/2" NPT	24	18	12.5	H - I - Q
6	6.5	3/4" NPT	30	26	16	Q - R
8	8.5	3/4" NPT	30	22	16	Q - R
8	8.5	1" NPT	36	26	18	Q - R

Type of thread	Sheath diameter $\varnothing G$ mm	Flange connection AF	Base code	Thermowell material	Immersion LI mm	Electrical connec. AE	Extension LE mm	Type of flange
Cylindric	6	1/2" NPT	<b>Z4 CFL - Q60</b>	<b>B</b> AISI 316 St.S	<b>100</b>	<b>H</b> 3/8" Gas	<b>075</b>	<b>C</b> DN 40 PN 16
	6	3/4" NPT	<b>Z4 CFL - R60</b>		<b>200</b>	<b>I</b> 1/2" Gas	<b>100</b>	<b>D</b> DN 40 PN 50
	8	3/4" NPT	<b>Z4 CFL - R80</b>		<b>300</b>	<b>Q</b> 1/2" NPT		<b>E</b> 1" ANSI 150 RF
	8	1" NPT	<b>Z4 CFL - T80</b>		<b>400</b>	<b>R</b> 3/4" NPT		<b>F</b> 1" 1/2" ANSI 150 RF
					<b>500</b>			<b>G</b> 1" ANSI 300 RF
								<b>H</b> 1" 1/2" ANSI 300 RF
								<b>I</b> 1" 1/2" ANSI 600 RF
				Others on request	min. <b>100</b> max <b>700</b>		min. <b>075</b>	

**Note:** LI and LE dimensions are standard. Other sizes are available on demand. Code ex.: LI = 150mm cod. 150 / LE = 95m cod. 095.

**Product code example:** **Z4 CFL - Q60 - B 100 - I 075 - C**

Threaded tapered thermowells from bar stock with flanged connections 1/2" NPT threaded cylindrical bar stock for  $\varnothing 6$  insertion with AISI316 flanged process att.dev., 100mm immersion length with 1/2" Gas electrical connection, 75mm extended length and DN 40 PN16 flange.