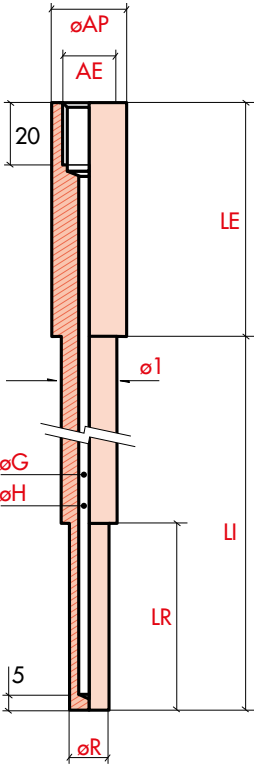


Accessories

Straight thermowells from bar stock with socket welding connection for $\varnothing 6$ and $\varnothing 8$ insertions, optional tapering. Pressures up to 200 Bars



Other dimensions

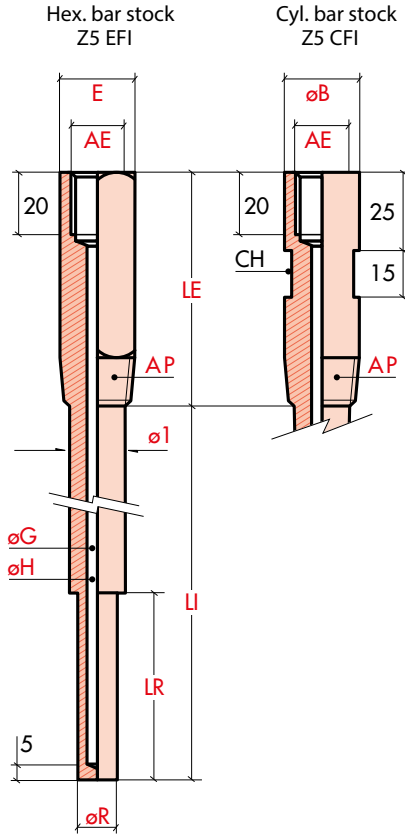
sheath $\varnothing G$ mm	hole $\varnothing H$ mm	$\varnothing AP$ mm	$\varnothing I$ mm	$\varnothing R$ mm	AE cod.
6	6.5	24	18	12.5	H - I - Q
6	6.5	30	26	16	Q - R
8	8.5	30	22	16	Q - R
8	8.5	36	26	18	Q - R

Type of thread	Sheath diameter $\varnothing G$ mm	Process connection $\varnothing AP$ mm	Base code	Thermowell material	Immersion LI mm	Electrical connec. AE	Extension LE mm	Tapering length LR mm
Cylindric	6	24	Z5 CSF - P60	B AISI 316 St.S	100	H $\frac{3}{8}$ " Gas	050	R Sans 000
	6	30	Z5 CSF - R60		200	I $\frac{1}{2}$ " Gas	075	R 050
	8	30	Z5 CSF - R80		300	Q $\frac{1}{2}$ " NPT	100	R 080
	8	36	Z5 CSF - S80		400	R $\frac{3}{4}$ " NPT		R 100
					500			R 120
				Others on request	min. 100 max 700		min. 050	

Note: LI, LE e LR measures shown in the table refer to standard ones. Different measures are available upon request. Code ex: LI = 150mm cod. 150 / LE = 95mm cod. 095 / LR = 75mm cod. 075.

Product code example: **Z5 CSF - P60 - B 100 - I 050 - R 000**

Straight thermowell from cylindrical bar stock with socket welding connection for $\varnothing 6$ insertion, AISI316 24mm \varnothing weld-in process connection, 100mm immersion length, $\frac{1}{2}$ " Gas electrical connection, 50mm extended length, no tapering.



Accessories

Straight thermowells machined from bar stock threaded connections for $\varnothing 6$ and $\varnothing 8$ insertions, optional tapering. Pressures up to 200 Bars



Other dimensions

sheath $\varnothing G$ mm	hole $\varnothing H$ mm	AP	E/ $\varnothing B$ mm	$\varnothing 1$ mm	$\varnothing R$ mm	AE cod.
6	6.5	1/2" NPT	24	18	12.5	H - I - Q
6	6.5	1/2" GAS	24	18	12.5	H - I - Q
6	6.5	3/4" NPT	30	26	16	Q - R
8	8.5	3/4" NPT	30	22	16	Q - R
8	8.5	1" NPT	36	26	18	Q - R

Type of thread	Sheath diameter $\varnothing G$ mm	Process connection AP mm	Base code	Thermowell material	Immersion LI mm	Electrical connec. AE	Extension LE mm	Tapering length LR mm
Hexagonal 	6	1/2" NPT	Z5 EFI - Q60	B AISI 316 St.S	100	H 3/8" Gas	075	R Sans 000
	6	1/2" GAS	Z5 EFI - I60		200	I 1/2" Gas	100	R 050
	6	3/4" NPT	Z5 EFI - R60		300	Q 1/2" NPT		R 080
	8	3/4" NPT	Z5 EFI - R80		400	R 3/4" NPT		R 100
	8	1" NPT	Z5 EFI - T80		500			R 120
Cylindric 	6	1/2" NPT	Z5 CFI - Q60					
	6	3/4" NPT	Z5 CFI - R60					
	8	3/4" NPT	Z5 CFI - R80					
	8	1" NPT	Z5 CFI - T80					
				Others on request	min. 100 max 700		\varnothing min. 050 \varnothing min. 075	

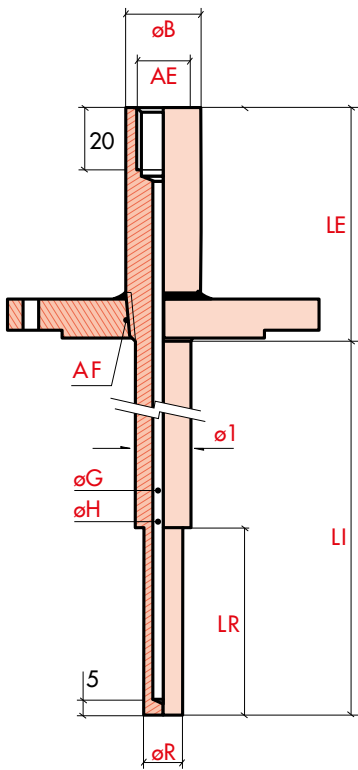
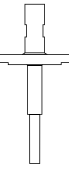
Note: LI, LE e LR measures shown in the table refer to standard ones. Different measures are available upon request. Code ex: LI = 150mm cod. 150 / LE = 95mm cod. 095 / LR = 75mm cod. 075.

Product code example: **Z5 EFI - Q60 - B 100 - I 075 - R 000**

Straight thermowell machined from hexagonal bar stock for 6 \varnothing insertion, with AISI316 1/2" NPT process connection, 100mm immersion length, 1/2" Gas electrical connection, 75mm extended length, no tapering.

Accessories

Straight threaded thermowells machined from bar stock with flanged connections for $\varnothing 6$ and $\varnothing 8$ insertions, optional tapering. Pressures up to 200 Bars



Other dimensions

sheath $\varnothing G$ mm	hole $\varnothing H$ mm	AF	$\varnothing B$ mm	$\varnothing I$ mm	$\varnothing R$ mm	AE cod.
6	6.5	1/2" NPT	24	18	12.5	H - I - Q
6	6.5	3/4" NPT	30	26	16	Q - R
8	8.5	3/4" NPT	30	22	16	Q - R
8	8.5	1" NPT	36	26	18	Q - R

Type of thread	Sheath diameter $\varnothing G$ mm	Flange connec. AF mm	Base code	Thermowell material	Immersion LI mm	Electrical connec. AE	Extension LE mm	Type of flange	Tapering length LR mm
Cylindric	6	1/2" NPT	Z5 CFL - Q60	B AISI 316 St.S	100	H 3/8" Gas	075	C DN 40 PN 16	Sans 000
	6	3/4" NPT	Z5 CFL - R60		200	I 1/2" Gas	100	D DN 40 PN 50	050
	8	3/4" NPT	Z5 CFL - R80		300	Q 1/2" NPT		E 1" ANSI 150 RF	080
	8	1" NPT	Z5 CFL - T80		400	R 3/4" NPT		F 1" 1/2 ANSI 150 RF	100
					500			G 1" ANSI 300 RF	120
								H 1" 1/2 ANSI 300 RF	
								I 1" 1/2 ANSI 600 RF	
				Others on request	min. 100 max 700		min. 075		

Note: LI, LE e LR measures shown in the table refer to standard ones. Different measures are available upon request. Code ex: LI = 150mm cod. 150 / LE = 95mm cod. 095 / LR = 75mm cod. 075.

Product code example: **Z5 CFL - Q60 - B 100 - I 075 - C 000**

Straight threaded thermowell machined from 1/2" NPT threaded cylindrical bar stock with AISI316 flanged for $\varnothing 6$ insertion, 100mm immersion length, 1/2" Gas electrical connection, 75mm extended length, DN 40 PN 16 flange, no tapering.